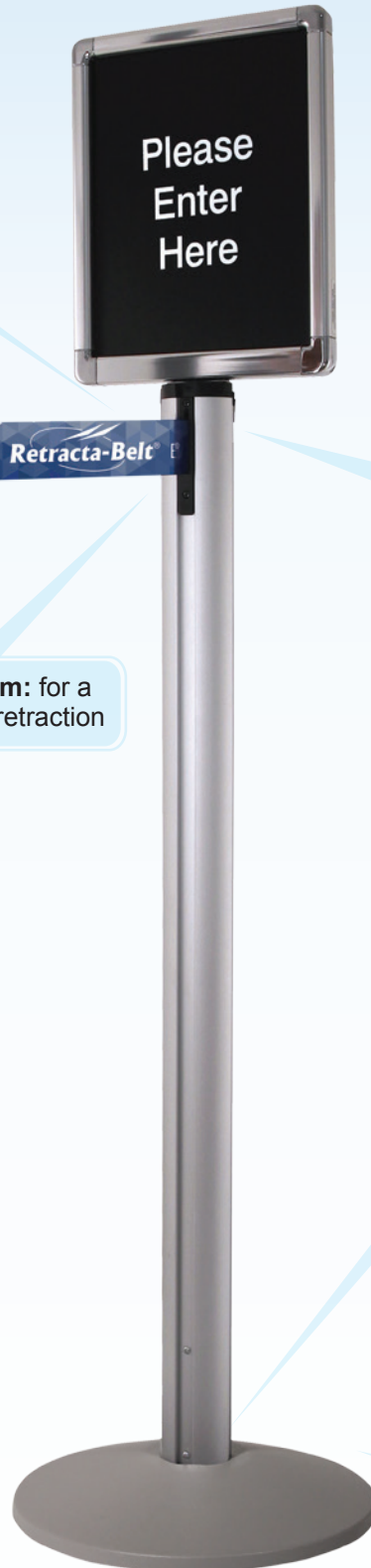


Featured Product: Model 280

Grooved post design, rugged Retracta-Belt® construction



Replacement parts available: compatible with Lavi Beltrac® products

Universal belt end: Works with nearly every stanchion on the market

9' belt: thick, durable and 29% longer than other stanchions

Braking system: for a slow and safe retraction


Dual line stanchions available: for increased security and ADA compliance



Additional Features

- ▶ 10 year warranty
- ▶ Ships Knocked-Down or assembled
- ▶ Easy assembly, no tools required
- ▶ Options include weatherproofing, extra heavy baseweight (30 lbs.), and wheels

Extruded aluminum tube with dovetail grooves: ready to accept signs and accessories*



* accessories are compatible with Lavi Beltrac® products

Featuring Exclusive **EVERstraight®** Technology

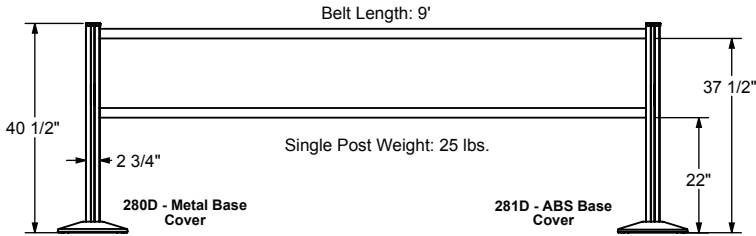
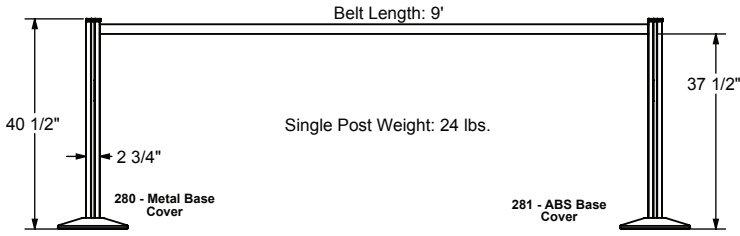


- ▶ Large diameter threaded steel base connection ensures the post remains straight for its lifetime
- ▶ Heavy 18 lbs. cast iron base keeps the post in place

Built-in rubber floor protectors: ensure long lasting scuff protection

Post Finishes & Belt Options for Retracta-Belt® Model 280

Specs	
Post Material	Aluminum
Base Cover Material	ABS, Stainless Steel, or Steel
Baseweight Material	18 lbs. Cast Iron with Floor Protectors
Post Diameter	2-3/4"
Base Diameter	14"
Overall Post Height	40-1/2"
Overall Weight	24 - 25 lbs.



To Order Specify:
281D **WB - LB**
MODEL # FINISH BELT COLOR

Stock Finishes

 Wrinkle Black WB Model: 281 Base: Black ABS	 Matte Silver Aluminum MA Model: 280 Base: Satin Stainless Model: 281 Base: Grey ABS	 Polished Aluminum PA Model: 280 Base: Polished Chrome Model: 281 Base: Grey ABS
---	--	--

Can be weatherproofed for exterior use

Specialty Finishes

Class 1 Powder Coat over Aluminum Posts

Smooth Black SB		Green GN	
Charcoal CH		Blue BL	
Grey GY		Brown BN	
White WH		Beige BG	
Red RD		Silver Vein SV	
		Gold Vein GV	



Model: 280 Base: Powder Coat over Steel
 Model: 281 Base: Black ABS

Standard Belt Options

BK - Black	GN - Green
GR - Grey	DG - Dark Green
WH - White	LB - Light Blue
BN - Brown	BL - Blue
MN - Maroon	DB - Dark Blue
RD - Red	PL - Purple
OR - Orange	FY - Fluorescent Yellow
YW - Yellow	FO - Fluorescent Orange
	BW - Black/White Stripe

Specialty Belt Options (Double Sided)

	BYD - Black/Yellow Diagonal
	RWD - Red/White Diagonal
	MYD - Magenta/Yellow Diagonal
	TLC - This Lane Closed
	CAU - Caution-Do Not Enter
	DKO - Danger-Keep Out
	NE - No Entry
	AAO - Authorized Access Only

Custom Dye-Sub Belt Samples*

*Dye-Sub not intended for prolonged exposure to UV.

**Due to printing limitations, colors shown may not represent actual product colors. Please call for samples if required.*